


Quick Start Guide

AAW™ Automated Assay Workstation


99900241



Product Description

The AAW™ Automated Assay Workstation (AAW™ Workstation) is a liquid-handling robot designed for high throughput and complex workflows. The AAW™ Workstation robot is the base of a modular system that includes pipettes, a labware gripper, on-deck modules, and labware — all of which you can swap out yourself. The AAW™ Workstation is designed with a touchscreen so you can work with it directly at the lab bench, or you can control it with the Opentrons App or the open-source APIs.

Product Elements



Getting Started

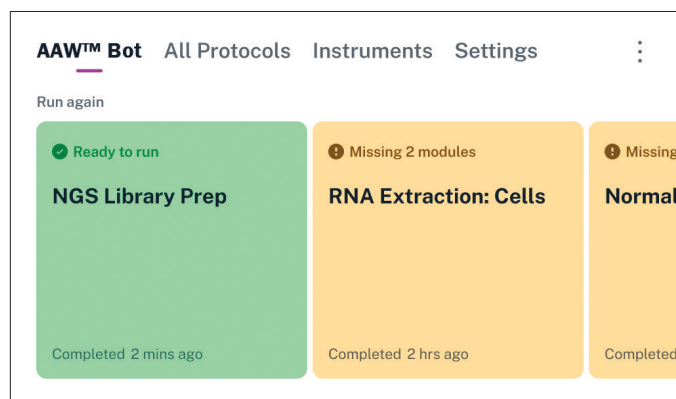
Congratulations on the installation of your new AAW™ Workstation!

Ensure your workstation is powered on by using the On/Off switch located on the back of the robot. If the robot is on and the touchscreen is off, tap it once to wake the screen.

The AAW™ Workstation can be controlled directly through its touchscreen interface, or remotely using the Opentrons App, depending on the needs of your lab.

AAW™ Workstation Dashboard

The dashboard is the main screen for the robot, accessible by tapping the robot's name in the top left corner of the touchscreen.



The dashboard provides quick access to recently run protocols. It displays protocols as large cards in a horizontal carousel. Green cards show protocols that are ready to run. Orange cards show protocols that require hardware setup or have a deck configuration conflict. The dashboard can display up to eight previously run protocols.

From the dashboard you can also perform actions that apply to the robot as a whole, rather than a particular protocol. Access these actions by tapping the three-dot menu:

- **Home gantry:** Move the gantry to its home position at the back right of the working area.
- **Restart robot:** Perform a soft restart of the robot.
- **Deck configuration:** Manage deck fixture locations.
- **Lights on/off:** Toggle the LED lights that illuminate the working area.

The top navigation on the dashboard provides access to the other main screens: All Protocols, Instruments, and Settings.

Protocol Library

The AAW™ Workstation affords exclusive access to the Millipore Assay Library, where you can access protocols that have been verified for reproducibility and proven to perform as well or better than manual workflows. In addition, the Protocol Library also contains Opentrons standard protocols. To find a protocol that fits your target application, use the search field at the top of the Protocol Library homepage at: <https://library.opentrons.com>.

You can browse protocols by categories, like DNA/RNA, cell biology, cell and tissue culture, proteins, commercial assay kits, or molecular biology.

User Guide

For more information about unboxing, moving/relocation, modules, and running protocols, see the AAW™ Workstation User Guide.

Read the user guide before attempting to operate. It can be downloaded from the product page at [SigmaAldrich.com](https://www.sigmaaldrich.com).

Safety Sheet

The Safety Sheet details the physical, environmental, and electrical requirements and warnings in many languages. The safety sheet is included in the box or is online on the product page at [SigmaAldrich.com](https://www.sigmaaldrich.com). Read the safety sheet before attempting to move or operate this device.

Notice

We provide information and advice to our customers on application technologies and regulatory matters to the best of our knowledge and ability, but without obligation or liability. Existing laws and regulations are to be observed in all cases by our customers. This also applies in respect to any rights of third parties. Our information and advice do not relieve our customers of their own responsibility for checking the suitability of our products for the envisaged purpose.

The information in this document is subject to change without notice and should not be construed as a commitment by the manufacturing or selling entity, or an affiliate. We assume no responsibility for any errors that may appear in this document.

Technical Assistance

Visit the tech service page on our web site at SigmaAldrich.com/TechService.

Terms and Conditions of Sale

Warranty, use restrictions, and other conditions of sale may be found at SigmaAldrich.com/Terms.

Contact Information

For the location of the office nearest you, go to SigmaAldrich.com/Offices.

Merck, Millipore, AAW, and Sigma-Aldrich are trademarks of Merck KGaA, Darmstadt, Germany or its affiliates. All other trademarks are the property of their respective owners. Detailed information on trademarks is available via publicly accessible resources.
© 2025 Merck KGaA, Darmstadt, Germany and/or its affiliates. All Rights Reserved.

The life science business of Merck operates as MilliporeSigma in the U.S. and Canada.

